

# 1 平成25年東京都中央卸売市場取扱実績

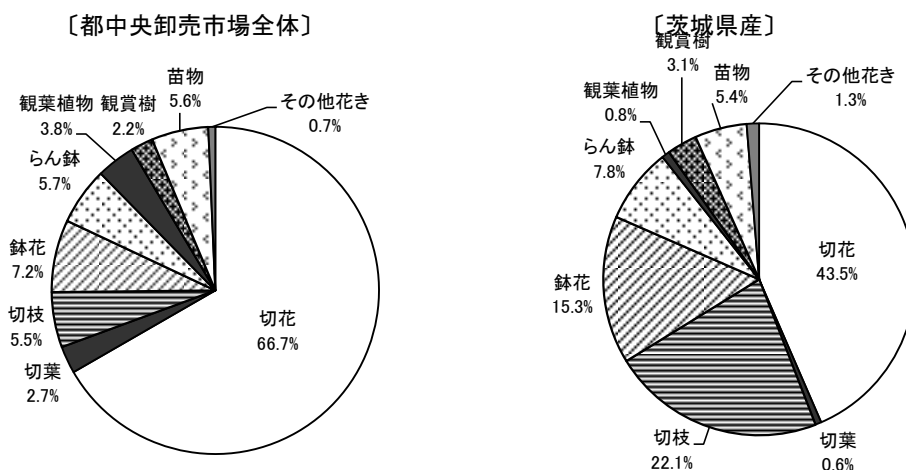
## (1)-ア 東京都中央卸売市場 部類別販売実績(総数)

区分	年計	1月	2月	3月	4月	5月	6月	7月	8月	9月	10月	11月	12月	
総数	金額(千円)	85,487,278	5,349,833	4,876,133	9,201,926	6,756,615	8,785,343	5,747,579	5,847,880	6,670,077	8,521,569	6,372,387	6,706,489	10,651,448
	前年対比	99%	105%	92%	107%	93%	97%	100%	87%	104%	106%	100%	89%	105%
切花	数量(千本)	907,385	61,826	59,964	108,258	68,850	74,716	66,193	76,562	83,398	95,465	67,825	58,089	86,238
	前年対比	98%	104%	90%	95%	96%	91%	110%	94%	98%	101%	105%	94%	99%
	金額(千円)	57,006,748	3,947,667	3,518,800	6,760,583	3,873,935	4,394,714	3,739,041	4,092,818	5,432,383	6,374,557	4,217,788	3,966,836	6,687,625
	前年対比	98%	104%	90%	95%	96%	91%	110%	94%	98%	101%	105%	94%	99%
切葉	金額(千円)	57,006,748	3,947,667	3,518,800	6,760,583	3,873,935	4,394,714	3,739,041	4,092,818	5,432,383	6,374,557	4,217,788	3,966,836	6,687,625
	前年対比	98%	104%	90%	95%	96%	91%	110%	94%	98%	101%	105%	94%	99%
	価格(円/本)	63	64	59	62	56	59	56	53	65	67	62	68	78
	前年対比	101%	102%	105%	118%	92%	99%	94%	88%	108%	102%	97%	91%	110%
切枝	数量(千枝)	73,814	5,155	4,809	6,960	6,811	7,713	6,488	6,074	5,635	6,813	6,009	5,333	6,014
	前年対比	95%	102%	92%	96%	93%	90%	108%	85%	95%	96%	100%	87%	101%
	金額(千円)	2,245,466	141,098	140,195	240,361	222,705	233,542	173,290	175,259	170,545	202,634	181,575	163,389	200,872
	前年対比	97%	109%	96%	107%	93%	91%	97%	81%	101%	96%	101%	86%	110%
鉢花	価格(円/枝)	30	27	29	35	33	30	27	29	30	30	30	31	33
	前年対比	102%	107%	105%	113%	100%	101%	90%	95%	106%	100%	101%	99%	109%
	数量(千束)	28,006	1,243	2,053	1,741	1,217	1,204	1,254	1,430	1,143	1,662	1,889	1,942	11,230
	前年対比	98%	102%	98%	94%	103%	95%	109%	91%	95%	103%	108%	90%	97%
鉢鉢	金額(千円)	4,693,358	239,463	362,080	374,058	264,371	272,145	276,637	247,412	221,510	338,919	378,745	399,600	1,318,417
	前年対比	100%	111%	98%	105%	95%	94%	111%	89%	100%	101%	112%	92%	98%
	価格(円/束)	168	193	176	215	217	226	221	173	194	204	201	206	117
	前年対比	102%	109%	100%	111%	92%	100%	101%	97%	105%	97%	104%	102%	101%
らん鉢	数量(千鉢)	18,329	1,162	959	1,683	1,680	3,517	1,062	969	534	1,256	1,510	2,065	1,933
	前年対比	96%	90%	73%	91%	99%	106%	83%	104%	82%	112%	94%	100%	97%
	金額(千円)	5,990,052	292,939	220,176	416,259	488,211	1,524,162	291,075	246,669	135,382	351,512	354,856	753,268	915,542
	前年対比	97%	97%	75%	92%	101%	102%	87%	103%	85%	120%	94%	95%	96%
観葉植物	価格(円/鉢)	327	252	230	247	291	433	274	255	254	280	235	365	474
	前年対比	101%	108%	103%	101%	102%	97%	105%	99%	104%	108%	100%	95%	99%
	数量(千鉢)	1,581	131	124	179	151	169	105	109	69	99	85	125	234
	前年対比	91%	86%	82%	91%	92%	88%	91%	108%	84%	97%	81%	96%	100%
観賞樹	金額(千円)	4,803,347	303,795	268,334	517,671	434,689	445,822	320,674	368,515	257,679	392,368	333,168	439,009	721,624
	前年対比	98%	98%	84%	97%	99%	101%	91%	100%	99%	115%	91%	94%	105%
	価格(円/鉢)	3,039	2,317	2,158	2,897	2,878	2,631	3,048	3,376	3,727	3,973	3,935	3,508	3,083
	前年対比	107%	114%	103%	107%	108%	115%	100%	92%	117%	118%	113%	98%	105%
苗木	数量(千鉢)	8,746	529	340	631	1,152	1,366	902	887	571	812	644	544	368
	前年対比	105%	142%	83%	90%	114%	133%	96%	105%	94%	110%	86%	95%	96%
	金額(千円)	3,398,543	174,354	157,233	293,031	437,182	447,826	377,762	367,140	231,495	309,554	234,512	210,550	157,904
	前年対比	104%	102%	86%	97%	108%	116%	108%	106%	99%	114%	88%	101%	99%
その他花き	価格(円/鉢)	389	329	462	465	379	328	419	414	406	381	364	387	429
	前年対比	99%	71%	103%	108%	95%	87%	113%	101%	105%	104%	103%	106%	103%
	数量(千箱)	4,094	161	185	374	678	905	351	173	100	298	324	292	254
	前年対比	99%	99%	80%	88%	102%	109%	87%	95%	87%	129%	99%	93%	108%
苗木	金額(千円)	1,907,544	61,314	64,166	147,062	314,903	556,882	150,881	67,070	47,050	126,557	123,216	127,608	120,834
	前年対比	100%	112%	78%	81%	85%	116%	89%	105%	94%	141%	100%	97%	108%
	価格(円/箱)	466	381	347	393	465	616	430	388	470	425	381	437	475
	前年対比	100%	113%	98%	91%	84%	106%	102%	111%	108%	109%	101%	104%	101%
その他花き	数量(千箱)	3,223	134	101	237	389	506	304	194	102	207	341	442	264
	前年対比	97%	103%	75%	83%	102%	105%	86%	103%	93%	124%	100%	94%	93%
	金額(千円)	4,810,924	174,623	134,180	373,350	691,178	849,020	397,663	239,225	140,441	374,507	513,030	601,859	321,849
	前年対比	99%	102%	76%	87%	113%	106%	84%	108%	99%	135%	103%	93%	82%
その他花き	価格(円/箱)	1,493	1,300	1,328	1,573	1,775	1,677	1,307	1,231	1,374	1,811	1,506	1,363	1,217
	前年対比	103%	99%	102%	105%	111%	101%	97%	105%	106%	109%	103%	99%	88%
	数量(千箱)	749	14	10	23	39	42	25	127	80	36	50	91	212
	前年対比	88%	156%	57%	143%	89%	76%	104%	81%	82%	101%	110%	87%	85%
その他花き	金額(千円)	631,296	14,579	10,967	79,552	29,440	61,230	20,557	43,772	33,591	50,961	35,496	44,370	206,781
	前年対比	107%	108%	86%	275%	80%	106%	73%	107%	86%	129%	104%	63%	109%
	価格(円/箱)	843	1,053	1,093	3,501	754	1,460	819	344	420	1,413	705	489	977
	前年対比	122%	69%	152%	193%	91%	139%	70%	131%	106%	127%	94%	73%	128%

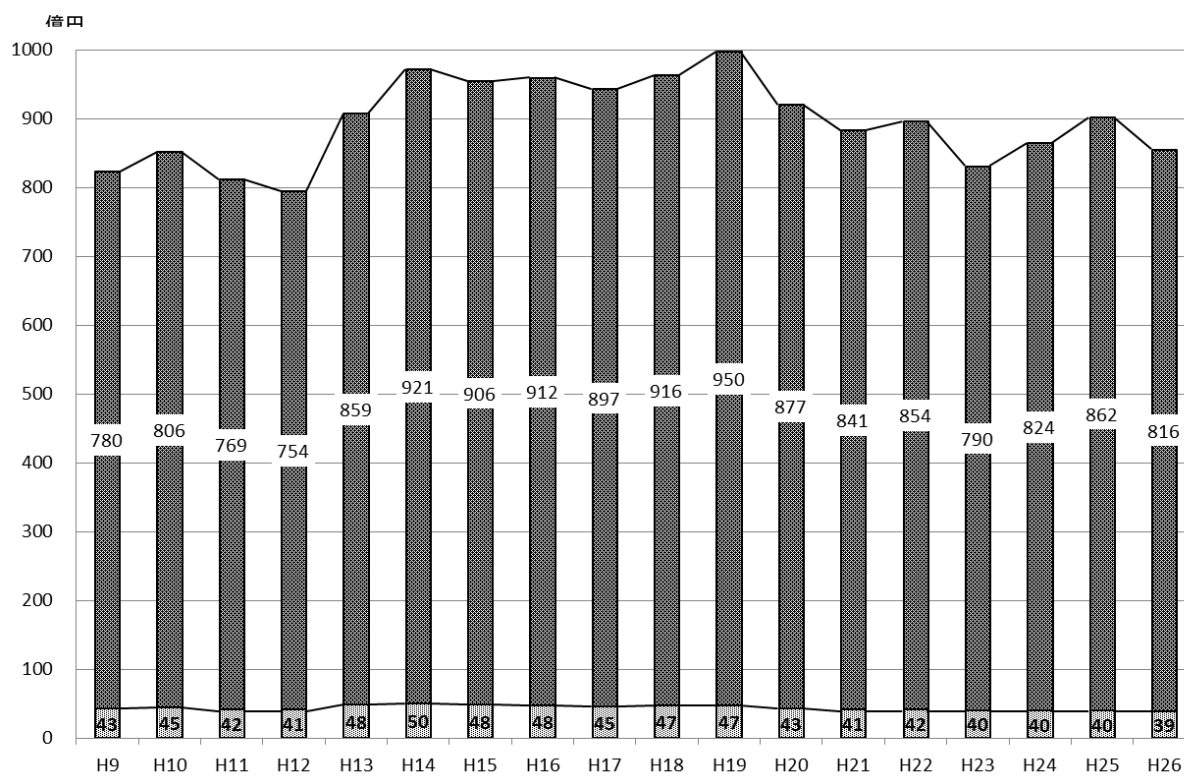
(1)-イ 東京都中央卸売市場 部類別販売実績(茨城県産)

区分	年計	1月	2月	3月	4月	5月	6月	7月	8月	9月	10月	11月	12月	
総数	金額(千円)	3,920,092	170,276	172,131	256,693	258,831	489,808	303,180	277,305	240,885	349,794	250,189	251,951	899,049
	前年対比	98%	107%	90%	95%	102%	98%	105%	84%	98%	118%	96%	86%	97%
切花	数量(千本)	34,157	1,487	1,228	1,793	1,778	2,439	4,266	5,012	4,281	5,403	3,174	1,480	1,817
	前年対比	98%	107%	82%	84%	106%	84%	120%	92%	90%	111%	108%	83%	98%
	金額(千円)	1,725,617	95,035	78,182	131,065	104,361	153,512	203,016	189,775	175,965	228,920	125,326	99,945	140,515
	前年対比	99%	110%	87%	102%	102%	90%	113%	81%	100%	117%	97%	83%	105%
切葉	価格(円/本)	51	64	64	73	59	63	48	38	41	42	39	68	77
	前年対比	101%	103%	106%	121%	97%	107%	94%	88%	111%	106%	89%	100%	107%
	数量(千枚)	697	17	13	16	62	177	81	103	64	70	39	32	23
	前年対比	103%	73%	122%	131%	127%	85%	123%	85%	102%	149%	111%	139%	127%
切枝	金額(千円)	28,350	622	434	534	2,985	7,165	3,433	3,544	2,745	2,803	1,729	1,331	1,024
	前年対比	111%	90%	111%	143%	145%	91%	133%	90%	125%	137%	104%	131%	139%
	価格(円/枚)	41	38	34	34	48	40	42	35	43	40	44	41	44
	前年対比	108%	123%	91%	109%	114%	107%	108%	106%	122%	92%	93%	94%	110%
鉢花	数量(千束)	8,304	124	303	90	81	66	86	153	97	121	176	238	6,768
	前年対比	99%	99%	115%	96%	109%	95%	136%	95%	87%	93%	106%	96%	98%
	金額(千円)	877,604	18,325	47,446	18,180	15,939	17,089	19,389	24,398	19,251	25,762	29,389	29,665	612,772
	前年対比	99%	98%	109%	103%	99%	112%	131%	90%	94%	99%	116%	99%	97%
鉢花	価格(円/束)	106	148	157	202	197	258	225	159	199	212	167	125	91
	前年対比	96%	95%	87%	92%	98%	103%	90%	112%	101%	91%	112%	90%	
	数量(千鉢)	1,714	95	65	126	147	425	103	88	38	117	157	182	171
	前年対比	97%	106%	71%	86%	112%	107%	79%	102%	78%	130%	92%	88%	97%
らん鉢	金額(千円)	594,330	28,032	17,272	36,606	41,854	180,599	25,256	21,685	8,647	31,442	39,742	74,538	88,657
	前年対比	96%	103%	73%	83%	97%	105%	74%	96%	77%	135%	94%	93%	96%
	価格(円/鉢)	347	295	264	292	284	425	246	247	228	268	253	409	520
	前年対比	99%	97%	103%	97%	86%	98%	94%	94%	100%	104%	102%	106%	99%
観葉植物	数量(千鉢)	38	2	3	5	4	5	3	3	2	3	3	2	3
	前年対比	91%	102%	93%	98%	81%	109%	96%	80%	84%	110%	77%	72%	95%
	金額(千円)	302,598	17,594	20,400	34,489	31,366	31,642	23,214	21,162	22,798	30,494	24,027	21,859	23,553
	前年対比	96%	91%	91%	101%	104%	120%	98%	79%	93%	118%	83%	78%	100%
観賞樹	価格(円/鉢)	8,044	7,455	6,501	7,578	6,997	6,776	8,405	8,414	9,170	9,577	9,216	9,447	9,240
	前年対比	106%	89%	97%	103%	127%	110%	102%	100%	112%	107%	108%	109%	105%
	数量(千鉢)	221	7	6	13	41	59	16	20	13	22	14	7	4
	前年対比	112%	110%	100%	88%	137%	205%	81%	98%	106%	104%	68%	52%	70%
苗木	金額(千円)	33,558	909	679	1,768	5,903	5,627	3,006	4,031	2,763	4,315	2,708	964	885
	前年対比	103%	121%	90%	64%	116%	115%	87%	112%	112%	113%	86%	76%	140%
	価格(円/鉢)	152	139	122	131	143	96	192	204	205	195	200	140	219
	前年対比	92%	111%	90%	73%	84%	56%	107%	114%	105%	109%	127%	146%	201%
その他花き	数量(千箱)	264	9	12	29	42	70	19	12	11	22	22	10	8
	前年対比	90%	121%	141%	90%	93%	90%	89%	108%	77%	125%	87%	41%	78%
	金額(千円)	109,224	1,564	2,299	8,167	16,346	48,438	4,915	2,886	2,712	6,593	9,161	3,418	2,726
	前年対比	87%	125%	101%	77%	84%	85%	79%	110%	88%	151%	87%	65%	86%
その他花き	価格(円/鉢)	413	181	196	284	391	693	261	232	251	300	421	353	338
	前年対比	96%	103%	71%	86%	91%	94%	89%	102%	115%	121%	100%	156%	111%
	数量(千箱)	164	6	4	16	22	31	17	8	4	11	14	21	10
	前年対比	92%	146%	69%	83%	107%	109%	84%	87%	69%	112%	95%	84%	62%
その他花き	金額(千円)	200,096	6,035	4,241	20,937	36,663	43,208	19,738	8,541	4,435	15,455	14,472	18,746	7,625
	前年対比	92%	144%	66%	83%	111%	101%	84%	99%	79%	113%	91%	80%	50%
	価格(円/箱)	1,221	932	1,026	1,313	1,635	1,397	1,154	1,088	1,177	1,428	1,059	893	786
	前年対比	100%	98%	95%	101%	104%	93%	100%	115%	114%	101%	95%	96%	81%
その他花き	数量(千箱)	56	1	1	1	3	2	2	6	2	4	4	3	26
	前年対比	109%	65%	189%	69%	182%	127%	142%	203%	105%	161%	273%	62%	90%
	金額(千円)	48,715	2,160	1,178	4,946	3,414	2,528	1,213	1,284	1,570	4,010	3,635	1,484	21,292
	前年対比	95%	191%	64%	64%	99%	100%	90%	87%	123%	153%	142%	33%	102%
その他花き	価格(円/箱)	872	4,310	1,648	3,852	1,159	1,165	615	216	640	1,043	815	474	804
	前年対比	87%	292%	34%	94%	54%	79%	63%	43%	118%	95%	52%	54%	113%

(1)-ウ 東京都中央卸売市場 部類別取扱金額シェア



(2) 東京都中央卸売市場 取扱金額推移



□ 茨城県産    ■ 東京都中央卸売市場市場全体(茨城県産を除く)

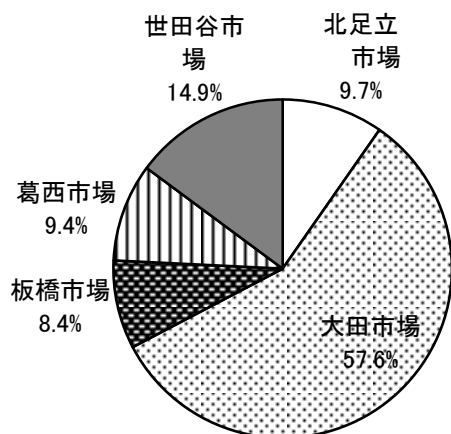
### (3) 東京都中央卸売市場 市場別取扱金額

単位：千円

区分	総入荷			茨城県産			市場の占有率	
	平成26年	平成25年	前年比	平成26年	平成25年	前年比		
北足立市場	切花類	6,729,015	7,019,510	96%	291,635	297,923	98%	4.3%
	鉢物類	1,005,758	1,035,170	97%	75,588	83,340	91%	7.5%
	その他	291,742	296,934	98%	30,520	27,492	111%	10.5%
	計	<b>8,026,514</b>	<b>8,351,614</b>	<b>96%</b>	<b>397,743</b>	<b>408,755</b>	<b>97%</b>	<b>5.0%</b>
大田市場	切花類	36,993,036	36,978,741	100%	1,547,204	1,568,697	99%	4.2%
	鉢物類	9,025,015	9,224,560	98%	597,905	636,578	94%	6.6%
	その他	3,477,168	3,467,974	100%	145,420	158,649	92%	4.2%
	計	<b>49,495,219</b>	<b>49,671,275</b>	<b>100%</b>	<b>2,290,528</b>	<b>2,363,924</b>	<b>97%</b>	<b>4.6%</b>
板橋市場	切花類	6,501,191	6,566,015	99%	262,458	268,387	98%	4.0%
	鉢物類	547,677	574,253	95%	29,532	29,992	98%	5.4%
	その他	129,271	139,785	92%	8,399	9,497	88%	6.5%
	計	<b>7,178,140</b>	<b>7,280,054</b>	<b>99%</b>	<b>300,389</b>	<b>307,876</b>	<b>98%</b>	<b>4.2%</b>
葛西市場	切花類	5,531,536	5,543,830	100%	218,374	225,138	97%	3.9%
	鉢物類	2,038,488	1,991,171	102%	116,197	108,878	107%	5.7%
	その他	551,755	538,435	102%	29,604	33,299	89%	5.4%
	計	<b>8,121,779</b>	<b>8,073,436</b>	<b>101%</b>	<b>364,175</b>	<b>367,316</b>	<b>99%</b>	<b>4.5%</b>
世田谷市場	切花類	8,190,794	8,379,629	98%	311,900	300,575	104%	3.8%
	鉢物類	3,482,549	3,429,414	102%	220,489	229,674	96%	6.3%
	その他	992,284	992,560	100%	34,867	39,566	88%	3.5%
	計	<b>12,665,627</b>	<b>12,801,604</b>	<b>99%</b>	<b>567,256</b>	<b>569,816</b>	<b>100%</b>	<b>4.5%</b>
総計	切花類	63,945,573	64,487,725	99%	2,631,571	2,660,720	99%	4.1%
	鉢物類	16,099,486	16,254,568	99%	1,039,711	1,088,463	96%	6.5%
	その他	5,442,220	5,435,689	100%	248,811	268,504	93%	4.6%
	計	<b>85,487,278</b>	<b>86,177,982</b>	<b>99%</b>	<b>3,920,092</b>	<b>4,017,687</b>	<b>98%</b>	<b>4.6%</b>

切花類＝切花，切葉，切枝  
鉢物類＝鉢花，らん鉢，観葉植物，観賞樹  
その他＝苗物，その他花き

H25 [総入荷]



H25 [茨城県産]

